

AGM G+ 12-100

AGM - Gel electrolyte offers a special fibre separator between the plates. This innovative combination;

- a. Prevents acid stratification
- b. Prevents plate buckling

Improving the life cycle of the battery.

AGM G+

by **SD**DirectPro



HIGH PERFORMANCE

- +3900 cycles at 20% DOD
- 100Ah capacity at C10 (10 hours discharge)
- Low internal resistance for high current discharge applications



BACK-UP AND OFF-GRID USES

- Maintenance free thanks to valve regulation.



HIGH QUALITY

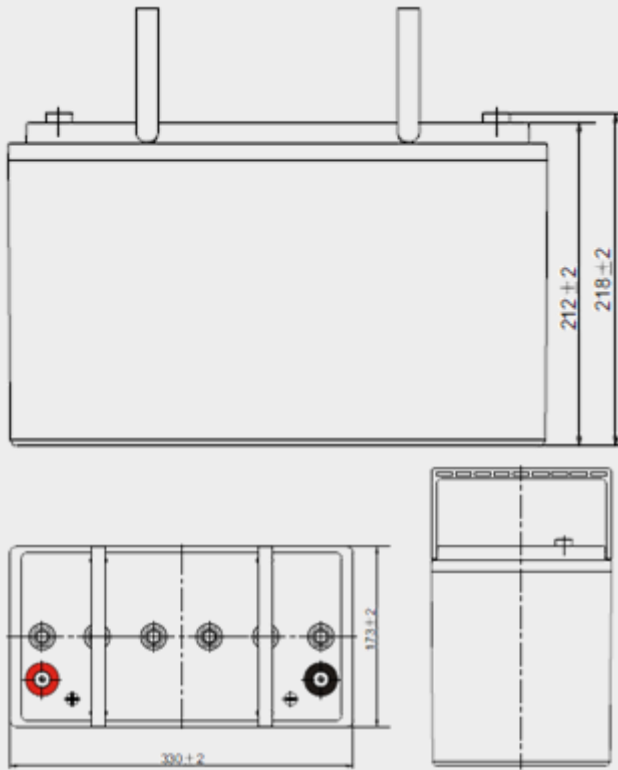
- +10 year designed life
- Compliant with IEC 60896-21/22

AGM G+

The AGM technology combined with gel electrolyte for a long shallow cycle life



AGM G+ 12-100



Product characteristics at 25°C

Dimensions	330 x 173 x 212 mm
Weight	30.6 kg
Expected life	+10 years*
Internal resistance	5 mΩ
Self discharge rate	≤ 3,0% per month
Max charge current	20A
Max discharge current	1000A/5 sec

Rated capacity at 25°C and 1.8V per cell

C20	C10	C5
103 Ah	100 Ah	85 Ah

C20, C10, C5 = capacity at 20, 10, 5h discharge

Charge Voltage at 25°C

Cycle use	14.4 V
*Standby use	13.5 V

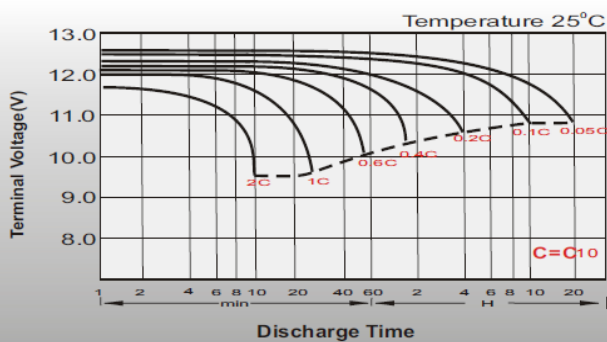
Constant current discharge at 25°C (A)

End voltage (V/cell)	1h	2h	3h	4h	5h	6h	10h	20h
1.60	59.7	36.2	27.3	21.7	18.2	15.8	10.4	5.4
1.65	57.0	34.9	26.4	21.2	17.9	15.5	10.3	5.35
1.70	55.0	34.0	25.5	20.6	17.5	15.2	10.2	5.30
1.75	52.7	32.4	24.6	20.0	17.0	14.8	10.1	5.20
1.80	49.8	30.9	23.8	19.4	16.6	14.4	10.0	5.15

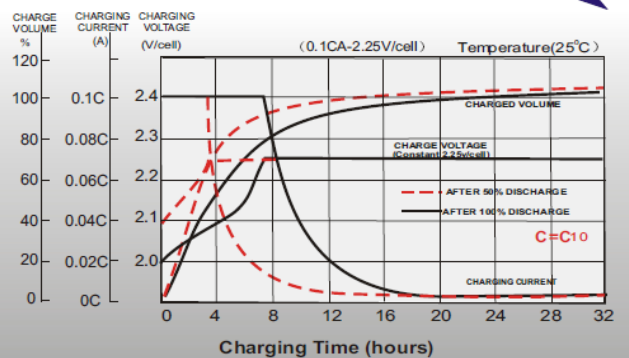
Constant power discharge at 25°C (W/cell)

End voltage (V/cell)	1h	2h	3h	4h	5h	6h	10h	20h
1.60	112.7	69.0	52.4	41.8	35.2	30.8	20.6	10.7
1.65	108.1	66.9	50.9	41.0	34.7	30.2	20.3	10.6
1.70	105.0	65.5	49.2	40.0	34.0	29.6	20.1	10.5
1.75	101.1	62.6	47.7	38.9	33.2	29.1	20.0	10.3
1.80	96.0	59.9	46.2	37.8	32.5	28.4	19.8	10.2

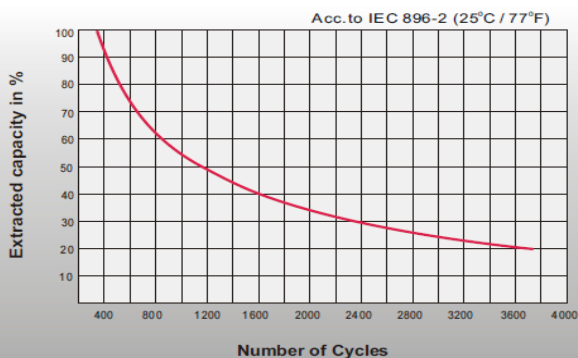
Discharge Characteristics



Float Charging Characteristics



Cycle Life in Relation to Depth of Discharge



General Relation of Capacity VS. Storage Time

